

[[Print Reports](#)] [[Summary](#)] [[Advanced summary](#)]

 [Synthesis](#) |  [Per state](#) |  [Per priority](#) |  [Per severity](#) |  [Per category](#) |  [Per resolution](#)

Summary

By Status	open	resolved	closed	total
new	16	-	-	16
feedback	20	-	-	20
acknowledged	19	-	-	19
confirmed	9	-	-	9
assigned	167	-	-	167
in progress	21	-	-	21
resolved	-	23	-	23
closed	-	-	352	352

By Date (days)	Opened	Resolved	Balance
1	3	2	+1
2	8	6	+2
3	11	7	+4
7	15	13	+2
30	47	24	+23
60	106	82	+24
90	166	129	+37
180	334	303	+31
365	618	375	+243

By Severity	open	resolved	closed	total
feature	111	9	71	191
trivial	0	0	1	1
text	1	0	2	3
tweak	32	2	51	85
minor	74	11	159	244
major	23	1	57	81
crash	5	0	2	7
block	6	0	9	15

Most Active	Score
0000680 - blabla	62
0000565 - blabla	56
0000196 - blabla	39
0000294 - blabla	34
0000448 - blabla	33
0000706 - blabla	31
0000869 blabla	30
0000856 - blabla der Hierarchie belegt werden	30

By Category	open	resolved	closed	total
Configuration	92	13	146	251
Documentation	8	0	26	34
Error Handling	7	0	6	13
Fachdaten	1	0	6	7
Functionality	116	10	113	239
Installation	13	0	29	42
Localization	6	0	13	19
Performance	1	0	2	3
Security	0	0	1	1
User Interface	8	0	10	18

Time Stats For Resolved Issues (days)	
Longest open issue	0000213
Longest open	257.27
Average time	57.19
Total time	21,447.16

Developer Stats	open	resolved	closed	total
Just a name	8	1	24	33
Just a name	18	17	268	303
Just a name	83	0	13	96
Just a name	43	0	4	47

0000656 - blabla	29
0000785 - blabla	29

Longest open	Days
0000087 - blabla	407
0000088 - blabla	407
0000090 - blabla	407
0000125 - blabla	353
0000142 - blabla	339
0000167 - blabla	315
0000169 - blabla	314
0000171 - blabla	314
0000173 - blabla	314
0000187 - blabla	303

By Resolution	open	resolved	closed	total
open	223	1	13	237
fixed	8	20	307	335
reopened	4	0	0	4
unable to reproduce	4	1	10	15
not fixable	0	0	1	1
duplicate	0	0	2	2
no change required	7	0	13	20

Just a name	1	0	0	1
Just a name	1	0	0	1
Just a name	2	0	0	2
Just a name	1	0	2	3
Just a name	1	0	0	1
Just a name	2	0	0	2
Just a name	29	2	14	45
Just a name	13	0	3	16
Just a name	4	0	0	4
Just a name	2	0	1	3
Just a name	1	3	0	4
Just a name	0	0	8	8
Just a name	1	0	0	1
Just a name	0	0	3	3
Just a name	2	0	1	3
Just a name	5	0	1	6
Just a name	1	0	2	3
Just a name	0	0	1	1
Just a name	2	0	0	2

suspended	3	0	1	4
won't fix	3	1	5	9

By Priority	open	resolved	closed	total
low	0	0	10	10
normal	230	22	293	545
high	18	0	39	57
urgent	4	1	7	12
immediate	0	0	3	3

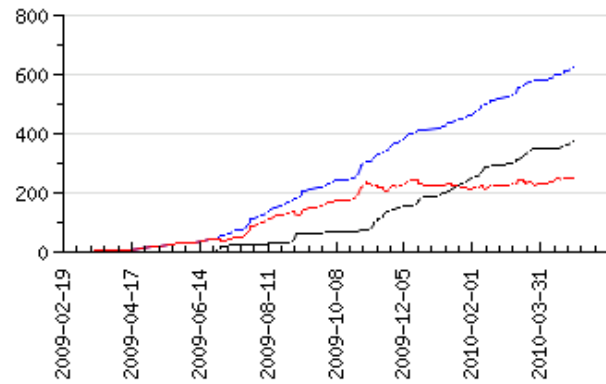
Reporter Stats	open	resolved	closed	total
Just a name	58	4	61	123
Just a name	25	5	65	95
Just a name	42	1	23	66
Just a name	17	6	40	63
Just a name	25	0	23	48
Just a name	29	1	13	43
Just a name	12	0	30	42
Just a name	15	2	21	38
Just a name	6	1	8	15
Just a name	4	0	11	15

Reporter Effectiveness	Severity	False	Total
Just a name	233	0	233

Just a name	0	0	0	0	0	0	1	0	0	0%
Just a name	0	0	0	0	0	0	1	0	1	0%

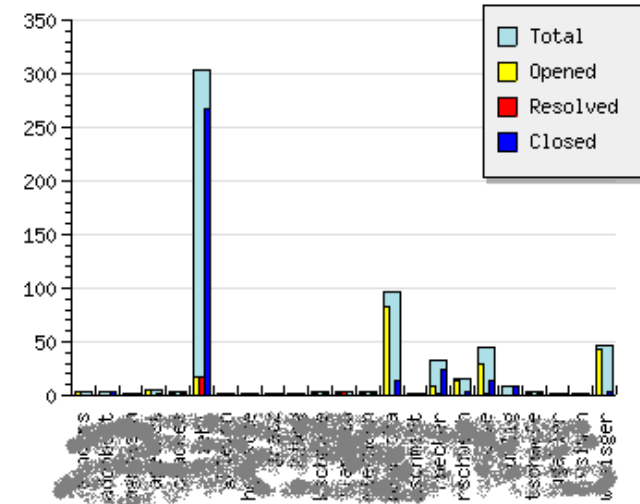
Summary

Cumulative By Date (days)

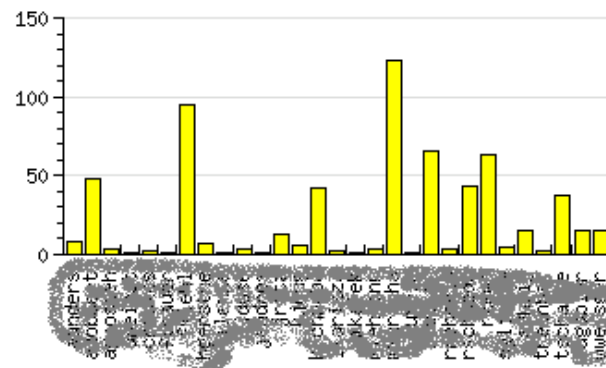


— Reported — Still Open — Resolved

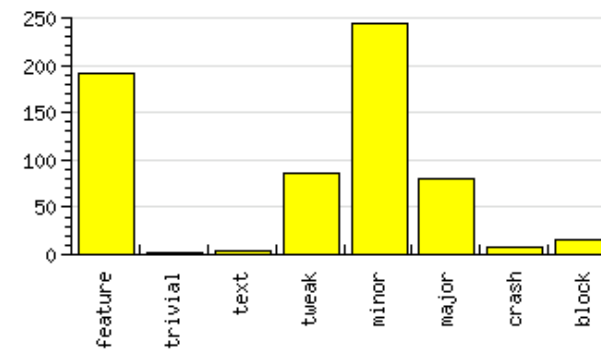
By Developer



By Reporter



By Severity



Summary by Category

Last Year

Show as Graph

Show Graph

By Category By Date (days)

